


ALix



Product information

The ALix LED outdoor luminaire delivers outstanding features, style and attractive form factor. This latest design offers excellent efficacy even at higher lumen outputs to meet a wide range of area lighting needs. Using reflective optic technology, GE offers superior horizontal and vertical illuminance with high uniformity, while minimizing glare as fixture lumens increase. This system delivers unusually low perceived glare when viewed from beneath the fixture near nadir. The ALix provides reduced energy consumption, combined with a long rated life that virtually eliminates ongoing maintenance expenses, enabling significant operating cost benefits over the life of each fixture.

Application areas



Driver features

- Electronic, dimmable (DALI) driver with autonomous dimming: 32-140W
- Minimum dimming level 10-16W
- DynaDimmer
- Constant Light Output

Structures and materials

- Housing material: die-cast aluminium body, corrosion resistant screws and brackets
- Optic material: highly reflective aluminium coated plastic
- Optical cover: tempered glass
- Colour: RAL9007
- All materials used in this product are WEEE and ROHS compatible.

Performance

- Rated luminous flux range: from 3600 to 17600 lm at 5000K
- Rated luminaire efficacy: Up to 141lm/W at 5000K.
- Photometric code: 730/559, 740/559, 750/559
- Rated median useful life and the associated rated LM factor L80B50 > 131000 hours
- Rated abrupt failure value: 2.5 %
- Lumen maintenance code: 8
- Rated ambient temperature (tq) related to performance for a luminaire: 25°C

*Definitions and tolerances according to IEC62722-2-1:2014

Installation and maintenance

Mounting options:

- Coupler ø60mm for side-mount or post-top
- Adjustable bracket (between -85° and 85° from horizontal)
- Recommended mounting height: 8-15m
- Tool-less driver maintenance
- Storage temperature up to 85°C.
- Operating temperature from -40°C to +50°C

Optics

Available photometric distributions:

- Asymmetric Forward (AF)
- Asymmetric Wide (AW)
- Asymmetric Narrow (AN)
- Asymmetric Extra Wide Flood (AEF)
- Asymmetric Forward Throw Narrow* (AFN)
- Asymmetric Forward Throw Wide* (AFW)
- Symmetrical Wide Flood (SWF)
- Symmetrical Narrow Spot (SNS)

*AFN and AFW optics only available with Powers 100W & 140W

Rated colour rendering index: >70 at 4000K

Rated correlated colour temperatures*: 3000K, 4000K, 5000K
S/P rating for : 3000K: 1.24, 4000K: 1.47, 5000K: 1.71
ULOR: 0

Rated initial chromaticity co-ordinate values:

- CIE(x=0.43, y=0.403) 5SDCM
- CIE(x= 0.38, y= 0.38) 5SDCM
- CIE(x= 0.34, y= 0.35) 5SDCM

Electrical

Input voltage and frequency: 220-240V, 50-60Hz

Class I, Class II

Surge protection: minimum 4kV/2kA

Rated input power: 30W to 142W

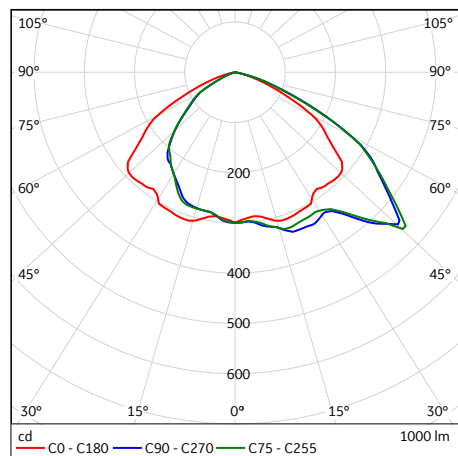
Standards and regulation

CE, ENEC, Directive 2004/108/EC, 2006/95/EC, 2009/125/EC, 1194/2012/EU, 2011/65/EC, EN 60598, EN 62471, EN 55015, EN 61000, EN 62493, EN 61547.

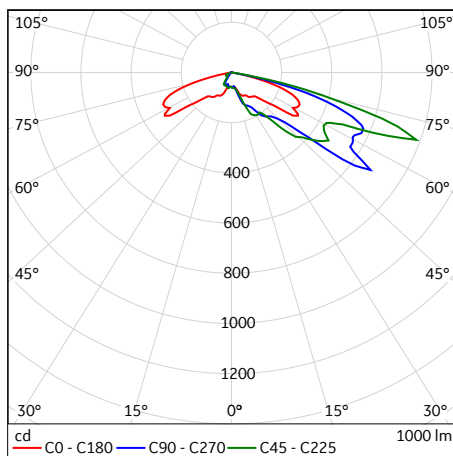
Other options available

Precabing, extra surge protection up to 10kV/5kA, Class II, passive infrared sensor

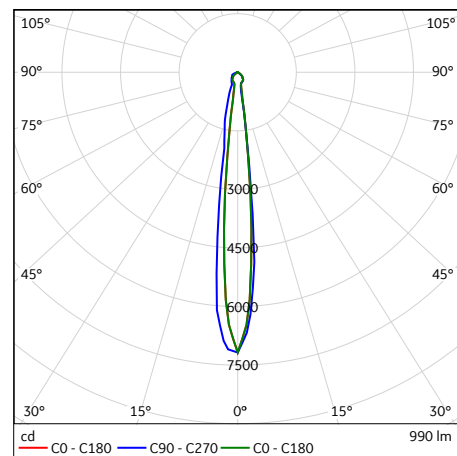
Typical photometrical features



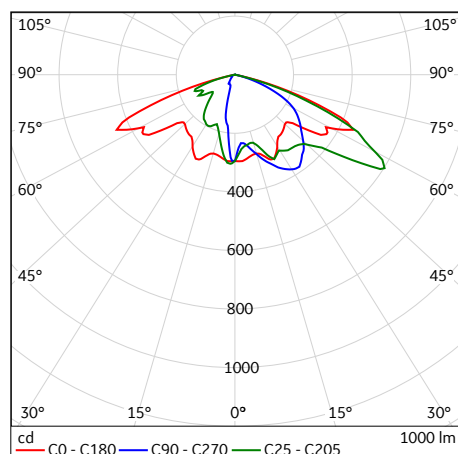
AEF



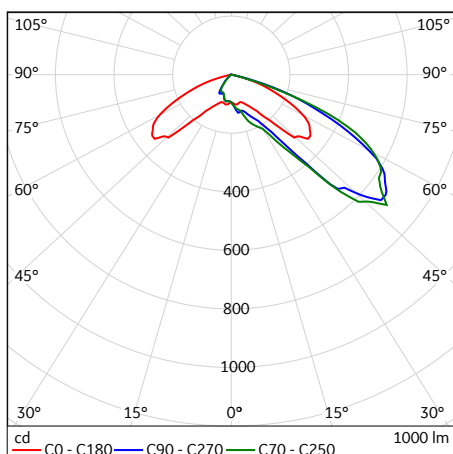
AF



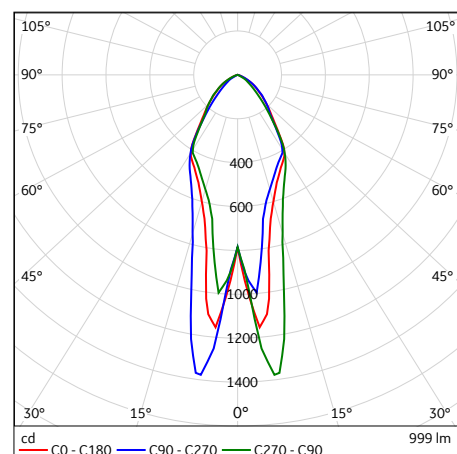
AFN



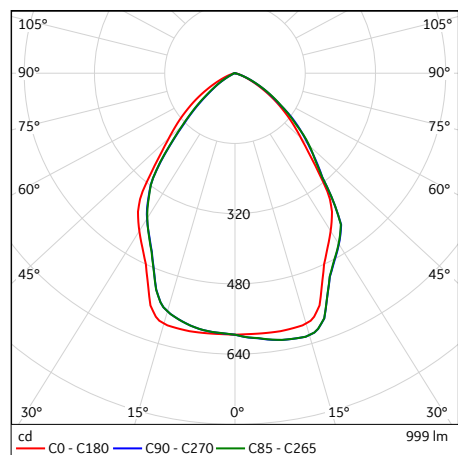
AN



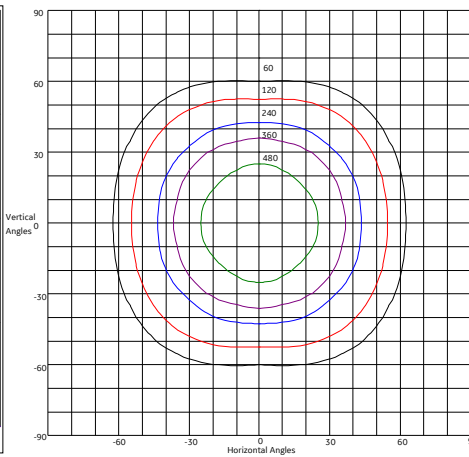
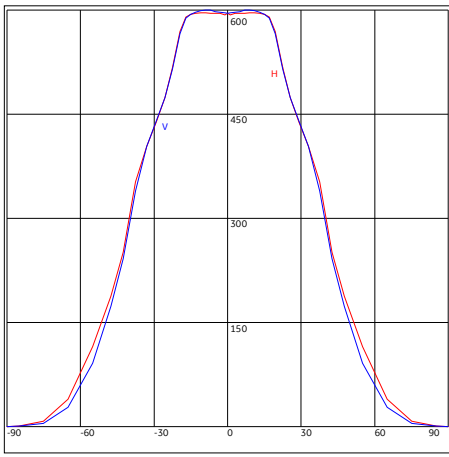
AW



SNS

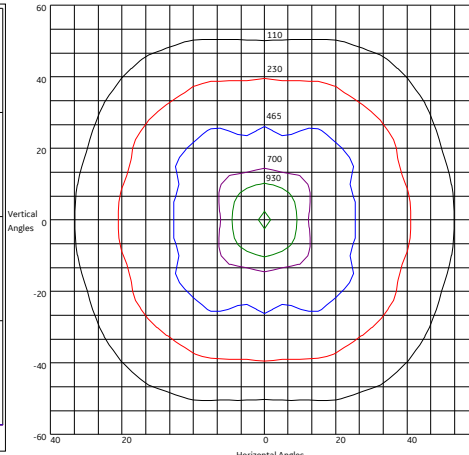
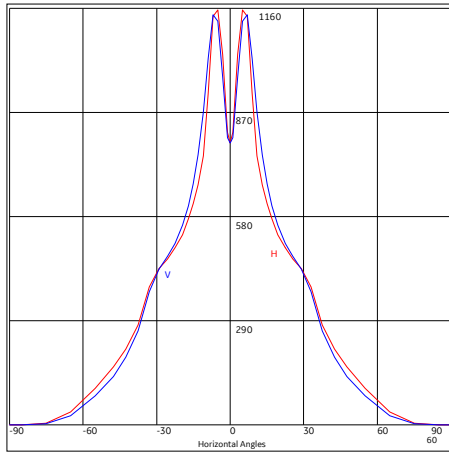


SWF



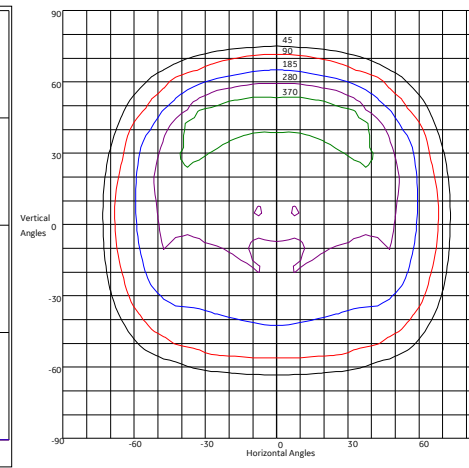
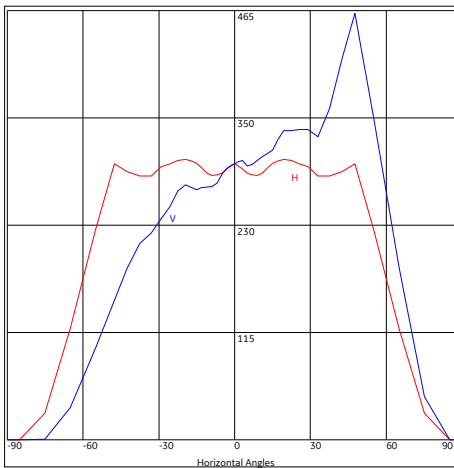
Distance [m]	Beam 80 x 80 [°]	Diameter [m]	Beam E _{ave} [lx/klm]
20		33 x 33	0.8
15		25 x 25	1.4
10		16 x 16	3.1
5		8 x 8	12.3
0		-	-

SWF - Symmetric Wide Flood Distribution



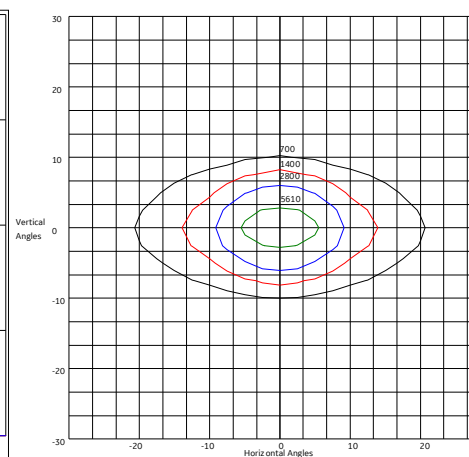
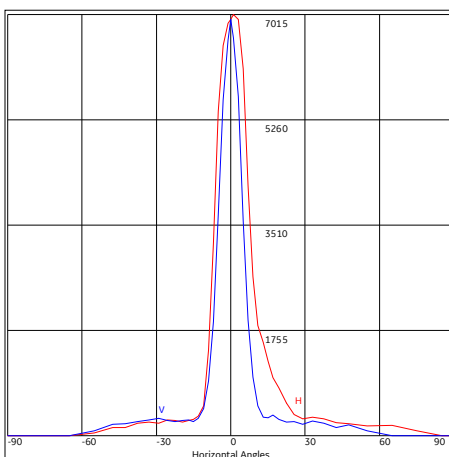
Distance [m]	Beam 34 x 34 [°]	Diameter [m]	Beam E _{ave} [lx/klm]
20		12 x 12	2.3
15		9 x 9	4.1
10		6 x 6	9.1
5		3 x 3	36.5
0		-	-

SNS - Symmetric Narrow Spot Distribution



Distance [m]	Beam 88 x 93 [°]	Diameter [m]	Beam E _{ave} [lx/klm]
20		39 x 42	0.6
15		29 x 32	1.0
10		19 x 21	2.2
5		10 x 11	9.0
0		-	-

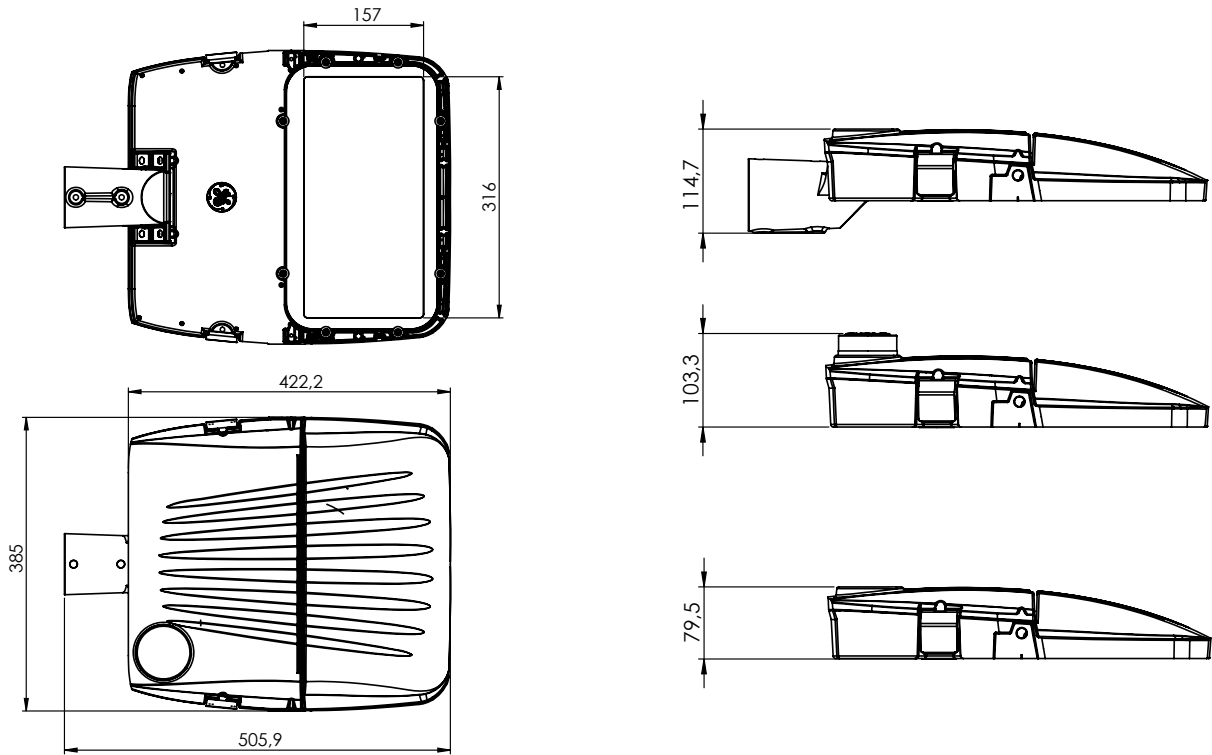
AEF - Asymmetric Extra Wide Flood Distribution



Distance [m]	Beam 11 x 14 [°]	Diameter [m]	Beam E _{ave} [lx/klm]
20		4 x 5	12.5
15		3 x 4	22.3
10		2 x 2	50.1
5		1 x 1	200.3
0		-	-

AFN - Asymmetric Forward Throw Wide Distribution

Dimensions (mm)



Order logic

Name	Gen.	Front Glass	Optics	Power (W)	CCT (K)	Control	Accessories	IEC Protection Classes	Precabbling	Mounting	Color	Special Options
ALIX	2	F -Flat Glass	AF - Asymmetric Forward									Standard - Standard version A - 2 cable gland cable entries B - XIT150W driver
			AW - Asymmetric Wide									
			AN - Asymmetric Narrow									
			AEF - Asymmetric Extra Wide Flood	32 50 70 100 140	3 -3000 4 -4000 5 -5000	N - No control D - DALI M - Motion sensor	ST - 4kV surge protection Sp - Enhanced surge protection	1 - Class I 2 - Class II	N - No precabbling PXX - Precabbling with XX meters	C - 60mm Coupler B - Bracket	R9007	
			AFN - Asymmetric Forward Throw Narrow**									
			SWF - Symmetrical Wide Flood									
			SNS - Symmetrical Narrow Spot									

Example: ALIX/2/F/AEF/140/4/D/ST/1/P10/C/R9005/A

* Class II not available with motion sensor

** AFN optic only available with Powers 100W & 140W

www.gelighting.com

 and General Electric are both registered trademarks of the General Electric Company

GE Lighting is constantly developing and improving its products. For this reason, all product descriptions in this brochure are intended as a general guide, and we may change specifications time to time in the interest of product development, without prior notification or public announcement. All descriptions in this publication present only general particulars of the goods to which they refer and shall not form part of any contract. Data in this guide has been obtained in controlled experimental conditions. However, GE Lighting cannot accept any liability arising from the reliance on such data to the extent permitted by law.
GE ALIX GEN2 Data Sheet – December 2017