

# LED Luminaire

## High bay lighting – ABV2 Series



DATA SHEET

### Product information

Expanding on the award-winning ABV-Series, the ABV2 LED luminaire is an exceptional mixture of value and performance. With improved efficacy, more options, and higher lumen output, the ABV2 is ideal for high bay and low bay applications in industrial and commercial buildings. Designed to replace high watt HID and T5/T8 LFL fixtures.

### Applications

- Designed to meet recommended luminance and illuminance requirements for High bay and Low bay applications

### Housing

- Combination of steel and aluminum housing
- ABV-Series' design accommodates 1, 2 or 3 modules with 2 LED strips per module
- IP40 rating for the optical LED compartment, IP20 rating for the electrical part

### Ratings

- Temperature Rated at  $-30^{\circ}\text{C}$  to  $+50^{\circ}\text{C}$
- Projected L80(10k)  $\geq$  60,000 Life Hours per IES TM-21.

### LED & Optical Assembly

- ABV2 Series optical system enable LEDs to provide optimized illumination for open floor and racked aisles with photometric distributions of 55, 90 and 120 degrees.
- Utilizes high brightness LEDs.
- 4000K & 5000K version with  $>80\text{CRI}$

### Mounting

- Various mounting options: Chain, cable or threaded rod kit. Mounting accessories need to be ordered separately.

### Finish

- Painted white finish

### Controls

- 1-10V dimming driver, but also can be used as fixed output option

### Electrical

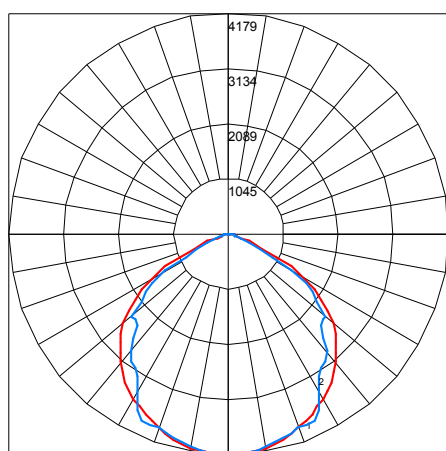
- 220-240V/50-60Hz
- System power factor is  $>90\%$  and THD  $<20\%$

## Order Logic

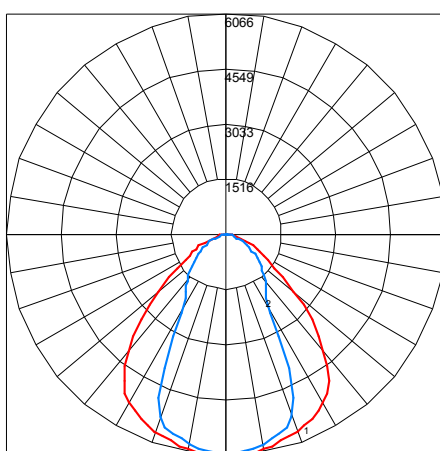
Product ID	Module	Lumen	CCT	Optic	Control	Mounting	Options	CE
<b>ABV2</b>	<b>1 2 3</b>	<b>F</b> - 10klm/ Module	<b>48</b> -4000K CRI80 <b>58</b> -5000K CRI80	<b>C1</b> - 120° Clear <b>C5</b> - 55° Clear <b>C9</b> - 90° Clear <b>D1</b> - 120° Diffuse	<b>V</b> - 1-10 dimming	<b>ST</b> - Standard	<b>N</b>	<b>CE</b>

Example: ABV21F58C5VSTNCE

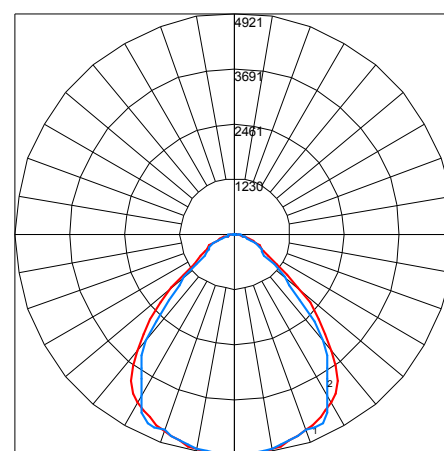
## Photometric data



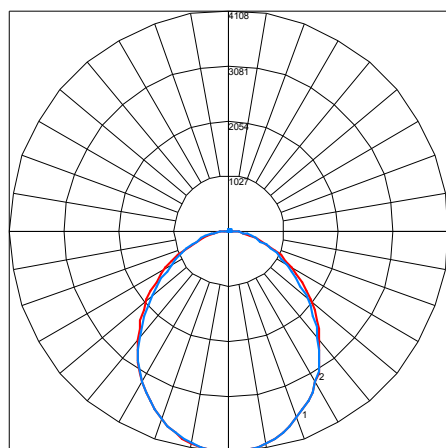
C1



C5



C9



D1

OPTIC TYPE	MOUNTING HEIGHT	SPACE TYPE
120° Clear Optic (C1)	Any	Open Floor Plan
55° Clear Optic (C5)	Any	Low or High Bay Racked Aisles
90° Clear Optic (C9)	Any	Open Floor Plan
120° Diffused Lens (D1)	Below 6 meter	Open Floor Plan

Photometry is based on LM79.

## Photometric selection by application

The ABV2 Series optical system enables LEDs to provide precise illumination where needed. Optics are designed for commercial & industrial applications where mounting height, fixture spacing & light levels help determine optical selection.

The following table outlines the photometric options and suggested application. Consult factory for specific project layouts.

## Specification summary

Product Code	Product Description	Modules	Wattage (W)	CCT (K)	Initial Lumens (lm)	Optic
93059034	ABV21F48C1VSTNCE	1	82	4000	10 280	120° Clear
93059035	ABV21F58C1VSTNCE	1	82	5000	10 550	120° Clear
TBD	ABV21F48C5VSTNCE	1	82	4000	10 140	55° Clear
93059326	ABV21F58C5VSTNCE	1	82	5000	10 400	55° Clear
93069255	ABV21F48C9VSTNCE	1	82	4000	10 140	90° Clear
TBD	ABV21F58C9VSTNCE	1	82	5000	10 400	90° Clear
93064323	ABV21F48D1VSTNCE	1	82	4000	9 750	120° Diffused
TBD	ABV21F58D1VSTNCE	1	82	5000	10 000	120° Diffused
93065552	ABV22F48C1VSTNCE	2	164	4000	20 560	120° Clear
93059327	ABV22F58C1VSTNCE	2	164	5000	21 100	120° Clear
93069396	ABV22F48C5VSTNCE	2	164	4000	20 280	55° Clear
TBD	ABV22F58C5VSTNCE	2	164	5000	20 800	55° Clear
93067250	ABV22F48C9VSTNCE	2	164	4000	20 280	90° Clear
TBD	ABV22F58C9VSTNCE	2	164	5000	20 800	90° Clear
93059328	ABV22F48D1VSTNCE	2	164	4000	19 500	120° Diffused
TBD	ABV22F58D1VSTNCE	2	164	5000	20 000	120° Diffused
93068470	ABV23F48C1VSTNCE	3	246	4000	30 840	120° Clear
93059033	ABV23F58C1VSTNCE	3	246	5000	31 650	120° Clear
TBD	ABV23F48C5VSTNCE	3	246	4000	30 420	55° Clear
TBD	ABV23F58C5VSTNCE	3	246	5000	31 200	55° Clear
93065551	ABV23F48C9VSTNCE	3	246	4000	30 420	90° Clear
TBD	ABV23F58C9VSTNCE	3	246	5000	31 200	90° Clear
TBD	ABV23F48D1VSTNCE	3	246	4000	29 250	120° Diffused
TBD	ABV23F58D1VSTNCE	3	246	5000	30 000	120° Diffused

## Mounting & Accessories

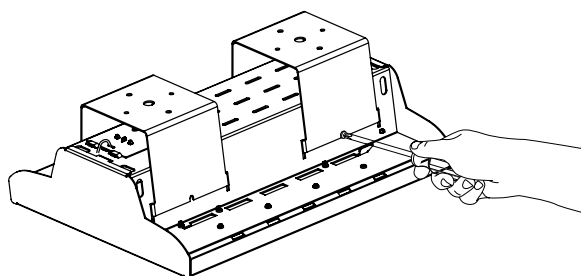
### Mounting Options

### Image

### Accessories

#### Rod Mount (optional)

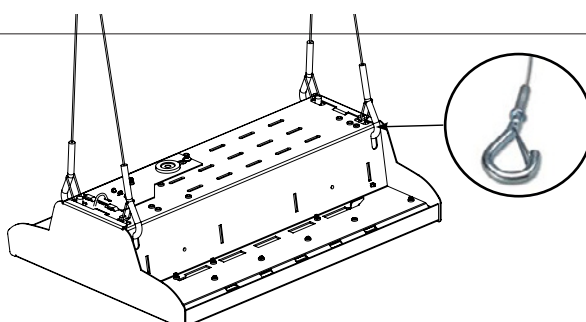
Available on all fixture configurations. Attaches to M10 or M20 threaded rod (rod and nuts not included).



ABV2 RKIT M10 **93062906\***  
 ABV2 TKIT M20 **93061745\***  
 \*2pcs/KIT

#### Y-Cable w/hook (optional)

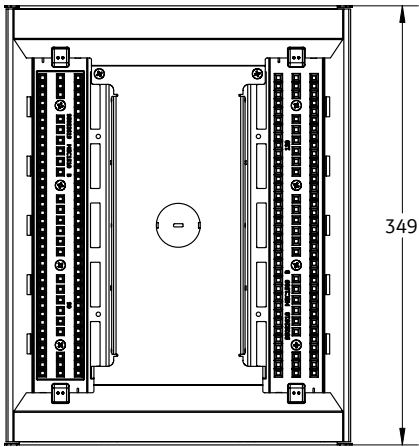
Use with Standard Mounting Option only. Order separately. Price adder per pair. 1.5 m, 3 m, 4.5 m, 6 m lengths available.



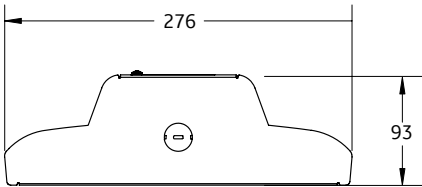
ABHG-YCABLEHOOK1500MMPAIR **13498**  
 ABHG-YCABLEHOOK3000MMPAIR **13499**  
 ABHG-YCABLEHOOK4500MMPAIR **13504**  
 ABHG-YCABLEHOOK6000MMPAIR **13508**

# Dimensions (mm)

**1-Module**

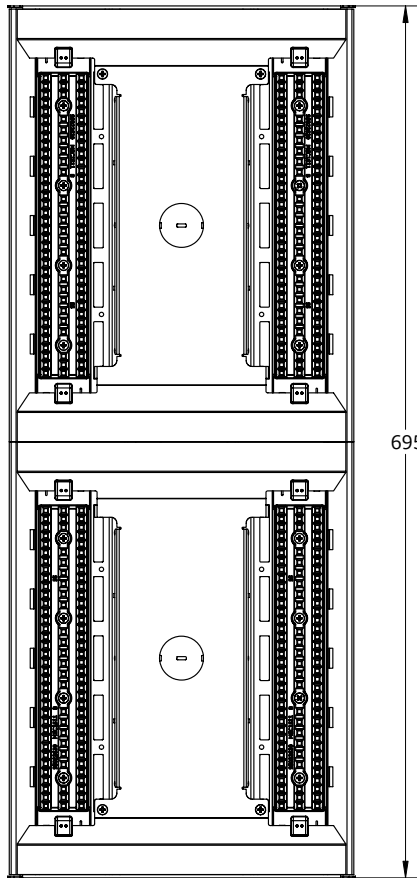


Max. Weight: 2.35 kg



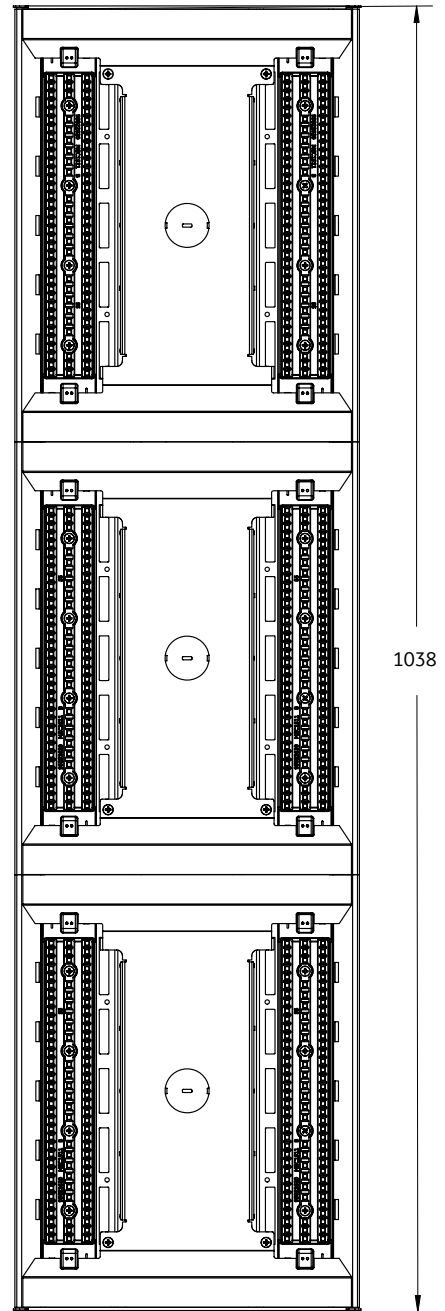
**Side View**

**2-Module**



Max. Weight: 4.35 kg

**3-Module**



Max. Weight: 6.35 kg